

Electromagnetic hypersensitivity

Public Hearing – EESC



European Economic and Social Committee

4th November 2014

EESC, Room JDE52 - Rue Belliard 99, 1040 Brussels

Changing perspectives – improving lives

Views on the topic: why the EU should deal with electromagnetic hypersensitivity, and what should be the approach

Dr Isaac Jamieson

PhD DIC RIBA ARB DipAAS BSc (Hons) MInstP

<http://biosustainabledesign.org/>

This presentation is intended to help advance knowledge and stimulate further research. Whilst all reasonable precautions have been taken to ensure the validity of the information given, no warranty is given towards its accuracy. It is not intended as a final statement on this topic or potential biological effects. No liability is accepted by the author for damages arising from its use and/or interpretation by others.

Electromagnetic hypersensitivity (EHS)

EHS can cause ill health, distress, social exclusion & loss of quality of life to a growing number of people. Reducing its occurrence will greatly benefit nations.

3-5% of Europeans (22.3-37.1 million individuals) may be affected by EHS.

This number is growing.

By proactively addressing EHS & its causes the EU could make huge saving in healthcare costs whilst significantly increasing wellbeing & productivity.

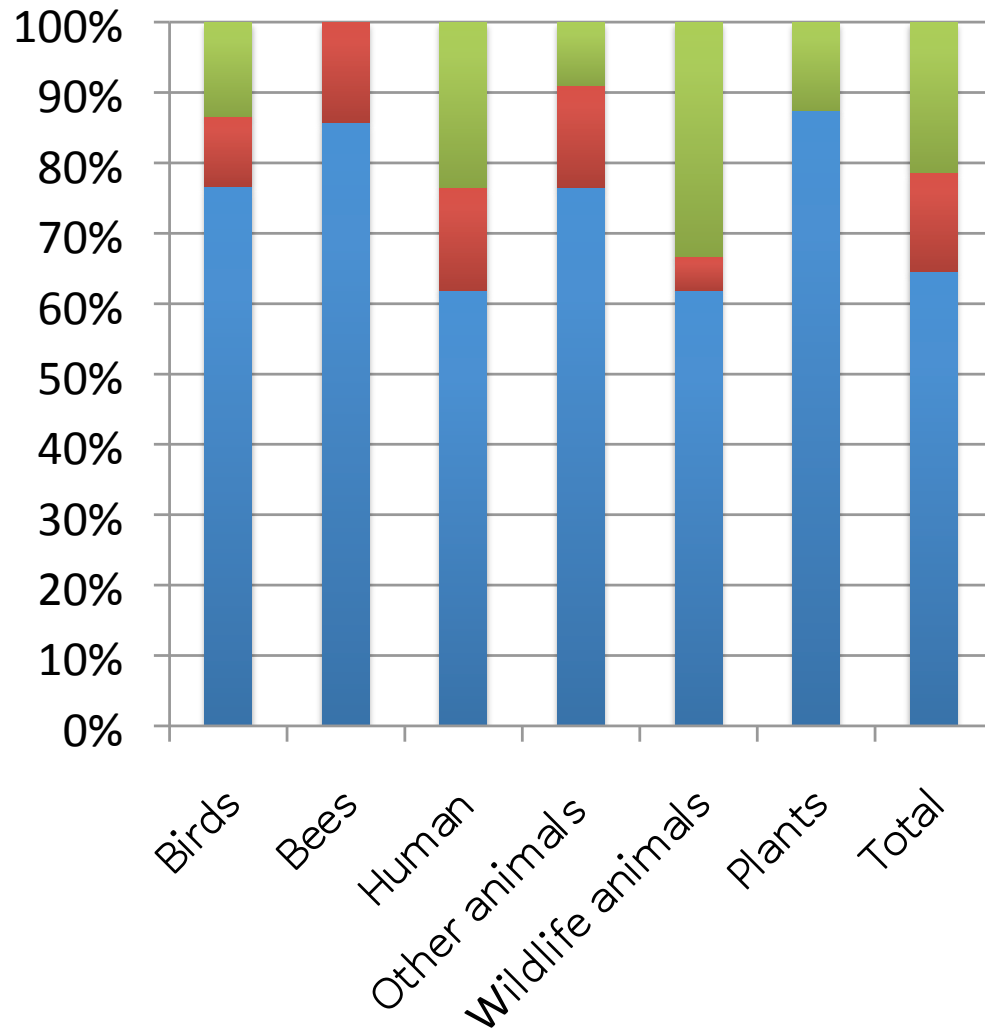
Symptoms observed in those who are EHS include:

Headaches; visual disturbance; hearing disturbance; sleep problems; dizziness; poor blood circulation; capillary fragility; cold hands & feet; fatigue; heart problems; irritability; dermatological symptoms; disorientation, reduced libido; altered liver enzymes; recurring infections; memory deficits; general malaise; muscle pain; nausea; nasal congestion; night sweats; increased need to urinate; restless legs; tinnitus; depression; anxiety.

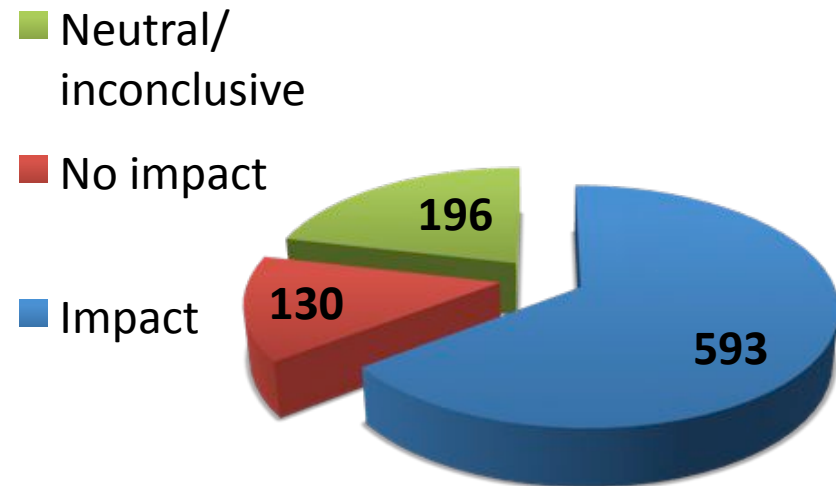
It is officially recognised as a functional impairment in Sweden. The Canadian Human Rights Commission also acknowledges environmental sensitivity attributed to EMFs (Johansson 2010, Wilkie & Baker 2007).

Many studies indicate risk from over exposure

“EMF hypersensitivity can occur as a bona fide environmentally-inducible neurological syndrome,” McCarty et al. (2011).



Number of studies on EMF impacts collected & collated based on study subjects & results (Rahmani et al. 2011).*



Total 919 studies

* Similar results were observed in Cucurachi et al. (2013)'s review of 113 studies.

RF exposures & health problems

Specific Health Symptoms & RF radiation (n = 180) Eger & Jahn (2010, 2010a).

Comparison of 1.17 V/m & 0.7 V/m

Sleep problems

Symptoms of depression

Headaches

Cerebral affections

Concentration difficulties

Joint problems

Infections

Skin problems

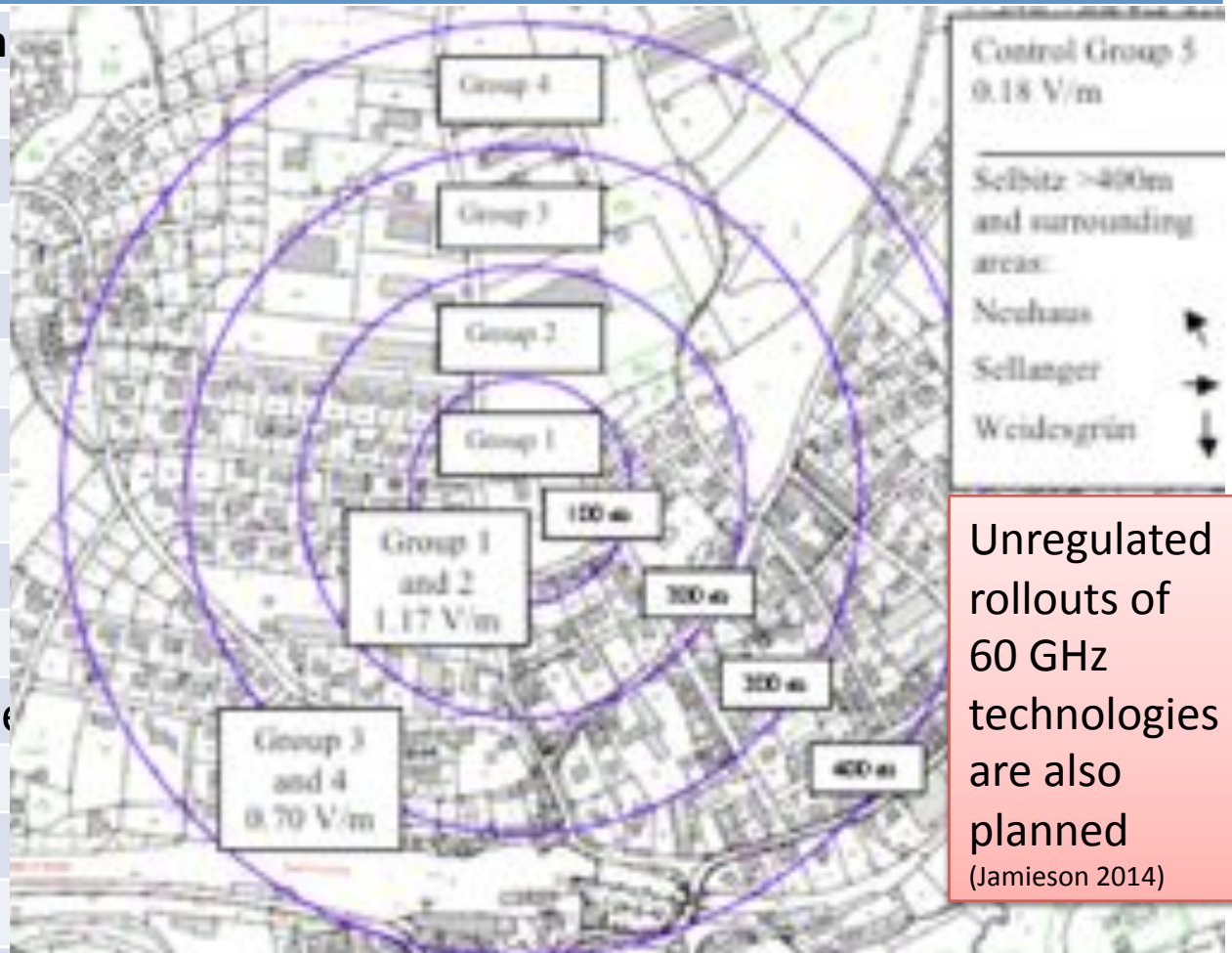
Cardiovascular problems

Auditory system Disturbance of e

Visual problems

Gastrointestinal problems

Dizziness



Similar levels of **0.72-1.31 V/m** recorded **1m** from single wireless laptop (Peyman et al. 2009). Levels would be substantially higher closer to it.

Increased health problems shown below levels created by Wi-Fi radiation.

Headaches

Annual cost of headaches amongst adults in the EU is €173 billion (Linde et al. 2012).

Both EHS & non-EHS report suffering these as a result of EMF exposure. It is not yet known to what extent EMF exposure contributes to this overall cost.

RF electric field levels

- Highly significant dose-response relationship noted between residential locations & headaches when comparing high field & low field exposure groups – mean exposures levels of 1.17 V/m compared to 0.70 V/m ($p < 0.001$) (Eger & Jahn 2010, 2010a).

RF power densities

- Significant link ($p < 0.017$) recorded between headaches & exposures to power densities $>0.05 \mu\text{W}/\text{cm}^2$ (maximum $0.41 \mu\text{W}/\text{cm}^2$) compared to $\leq 0.01 \mu\text{W}/\text{cm}^2$ (Hutter et al. 2006).
- Increased incidence of headaches found at $1.0 \mu\text{W}/\text{cm}^2$ (Simonenko et al. 1998).

It is likely headache disorders documented will significantly increase with further increased exposures. The exposure levels shown above are less than those caused by Wi-Fi.

Concentration, memory & learning problems

Memory function – *animals*

Mice exposed approx. 2 hours daily to RF/microwave radiation for 4 days less proficient in transferring learned information to next day & exhibited deficits in consolidation &/or retrieval of information (Fragopoulou et al. 2009).

Rats exposed to RF/microwave mobile phone radiation 2 hours every week for 55 weeks exhibited *significantly reduced memory functions after exposures (p = 0.02)* Nittby et al. (2008).

Offspring of rats exposed to mobile phone radiation for 1 hour daily during pregnancy had far fewer nerve cells in part of brain used for consolidating information from short-term to long-term memory (p < 0.01) (Odaci et al. 2008).

Memory function – *humans: Significant associations found between field exposure & concentration problems at levels below 0.1 $\mu\text{W}/\text{cm}^2$* (Hutter et al. 2006).



Image courtesy of David Castillo Dominici at FreeDigitalPhotos.net

Depression

Depression, a symptom of EHS & noted in non-EHS exposed to fields, is the world's leading cause of Disability (WHO 2012). Suicide is a major cause of adolescent deaths.

Affects 30 million EU citizens & Costs €92 billion annually

(Evans-Lacko & Knapp 2014).

Heightened risk of medical illness for people with depression.

| Medical condition | Risk level |
|---------------------|--|
| Alzheimer's disease | 1.71 to 2.67 times the rate for general population |
| Cancer | 1.35 to 1.88 times the rate for general population |
| Diabetes (type 2) | Depression is an independent risk factor |
| Epilepsy | 4 to 6 times the rate for general population |
| Obesity | Childhood or adolescent depression is a predictor of obesity |
| Stroke | 2.6 times the rate for general population |

Higher depressive tendency associated with RF exposures of 0.25-1.29 V/m (0.0165-0.4400 $\mu\text{W}/\text{cm}^2$) compared to 0.05-0.22 V/m (0.0006-0.0128 $\mu\text{W}/\text{cm}^2$) (p = 0.0016) (Oberfeld et al. 2004).

Sleep problems

Poor sleep may be a causal factor in premature ageing, melatonin reduction, cancer, high blood pressure, diabetes, obesity, depression & other mental health problems. It can also tax the immune system (Ackermann et al. 2012).

“Hundreds of billions of dollars a year are spent on direct medical costs ... Compared to healthy individuals, individuals suffering from sleep loss, sleep disorders, or both are less productive, have an increased health care utilization, and an increased likelihood of accidents,” Colten & Altevogt (2006).

Power densities of 0.002-1.0 $\mu\text{W}/\text{cm}^2$ associated with sleep disorders

(Simonenko et al. 1998, Altpeter et al. 1997, 1995).

Effects on sleep quality reported in EHS & non-EHS alike.

Obesity & overweight linked with sleep problems.

Obesity is now a global epidemic & costs Europe over €33 billion annually

(Fry & Finley 2005). It increases risk of cardiovascular disease, diabetes, cancer & other diseases (WHO 2014).

Sleep debt increases fatigue, making individuals exercise less & reducing their physical activity. It also increases levels of the hormone grehlin thereby stimulating appetite (Taheri et al. 2004).

Other conditions linked with EMF exposures

There is a growing evidence indicating that even low intensity EMF exposures exposures can cause ill health in non-EHS individuals.

Conditions linked with environmental EMF exposures include:

Alzheimer's disease (Davanipour & Sobel 2009, Huss et al. 2009)

Asthma (Jamieson et al. 2010, Bach 1967)

Autism (Herbert & Sage 2012, Kane 2004)

Cancer (Coureau et al. 2014, Moon et al. 2014, Hardell & Carlberg 2013)

Immune system effects (Boscolo et al. 2001, Novoselova et al. 1999)

Infertility (Avendaño et al. 2010, Otitoloju 2010, Aitken & De Iuliis 2007)

Childhood & adult leukaemia (Hocking 1996, Dolk et al. 1997)

Miscarriage (Li et al. 2002)

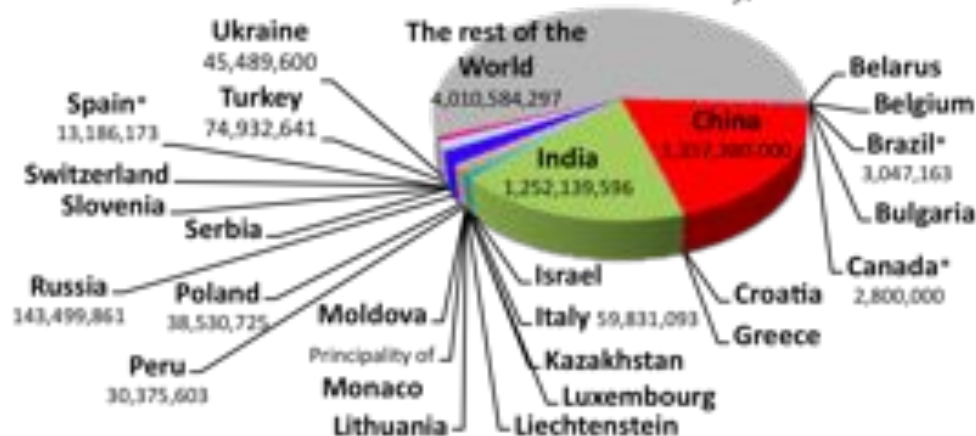
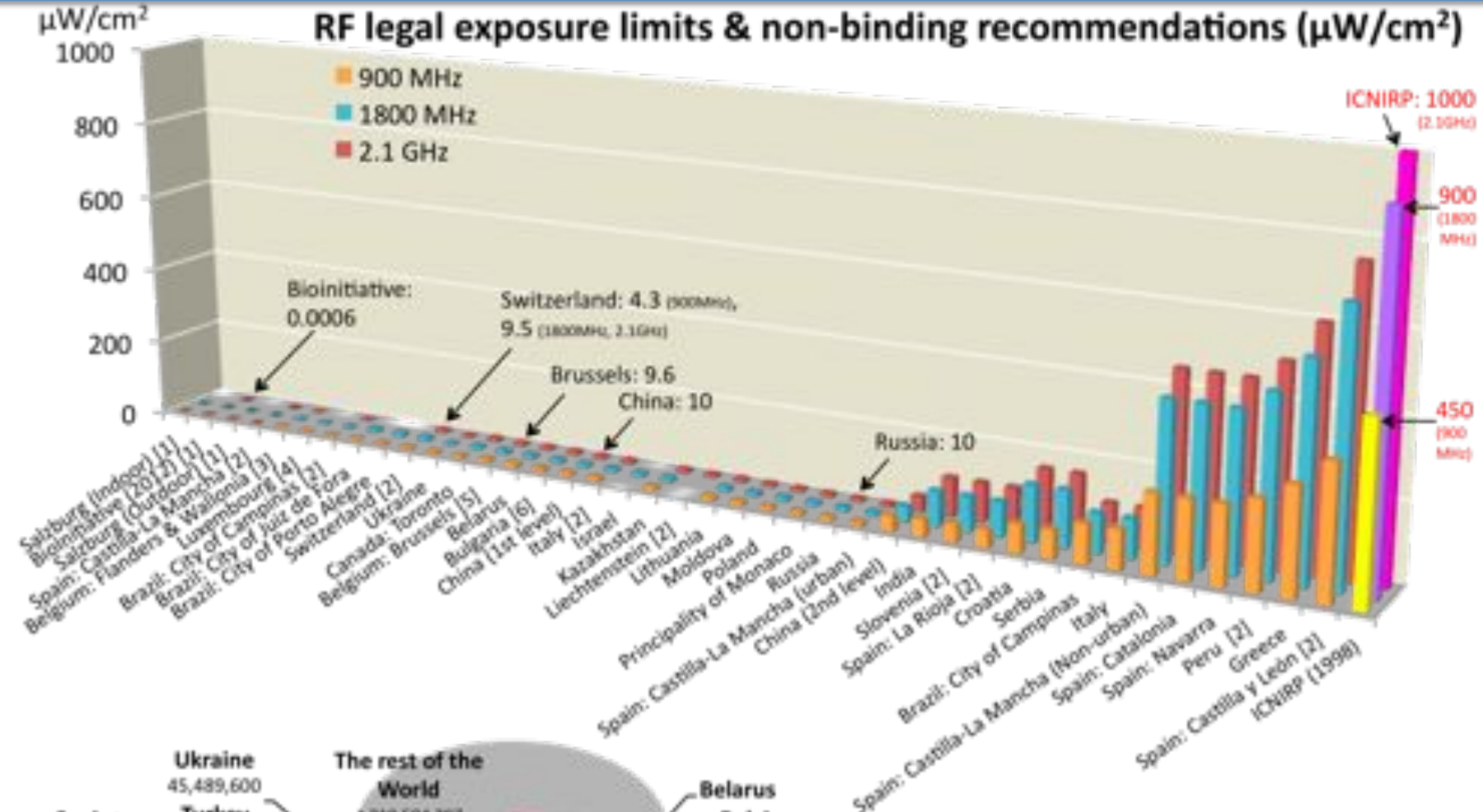
DNA damage (De Iuliis et al. 2009, Adlkofer 2004)

Oxidative stress (Kumar et al. 2012, Agarwal et al. 2009, Ilhan et al. 2004).

Resolution 1815 of the Council of Europe calls for all reasonable measures to be taken to reduce exposure to electromagnetic fields, particularly RF/microwaves (PACE 2011).

The cost to society of (over) exposure to electromagnetic pollution is far higher than generally realised.

Why the EU should protect its citizens better



[1] Precautionary recommendation. [2] Sensitive areas.
 [3] Maximum threshold per antennae. [4] Maximum per operator & per antennae system.
 [5] For all antennae taken together. [6] Periodical & short stay areas.

• Total World population: 7,124,543,962**
• Population with more rigorous EMF standards/guidelines: 3,113,959,665**
 (approx. 44% of World population)

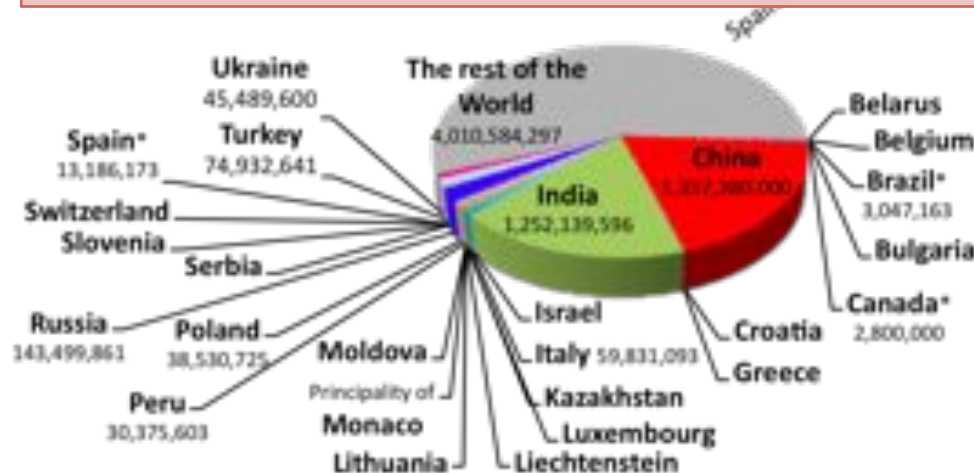
** Main population data source: The World Bank (2014).

Why the EU should protect its citizens better

“the ICNIRP guidelines are neither mandatory prescriptions for safety, the “last word” on the issue nor are they defensive walls for Industry or others.” Paolo Vecchia, ICNIRP Chairman 2004-2012 (Vecchia 2008).

China: Out of 109 epidemiological studies, 108 noted biological effects as a result of EMF exposure. **“No matter what the exposure level may be, lower or higher than [the Chinese] EMF exposure limits for public, health effects had been reported in these papers. ...”** Cao (2007).

“... there is reasonable basis to conclude that RF-EMFs are bioactive and have a potential to cause health impacts. ... Epidemiological evidence gives that RF-EMF should be classified as a human carcinogen. The current safety limits and reference levels are not adequate to protect public health. New public health standards and limits are needed.” (Hardell et al. 2012).



Over 40% of the World have exposure guidelines at least 10-fold more rigorous than ICNIRP guidelines.

European Convention on Human Rights

Human rights are required to be part of all policy making (DCA 2006).

Article 2 - Right to life: *“Everyone’s right to life shall be protected by law”* (Council of Europe 2014). **This includes those who are EHS.**

This Article is relevant in situations where health may be put at risk & is not restricted to risk of death or actual death (European Commission 1996).

Article 3 - Prohibition of torture: *No one shall be subjected to torture or to inhuman or degrading treatment or punishment”* (Council of Europe 2014).

Article 12 - Right to marry: *“Men and women of marriageable age have the right to marry and to found a family, ...”* (Council of Europe 2014).

Article 14 - Prohibition of discrimination: *“The enjoyment of the rights and freedoms set forth in this Convention shall be secured without discrimination ...”* (Council of Europe 2014).



Image courtesy of [imagerymajestic](#) at [FreeDigitalPhotos.net](#)

When authorities are aware (or should be aware) of real risk to life they are under obligation to take appropriate mitigative action to protect those at risk

(Hoffman & Rowe 2010).

Creating benefits, encouraging innovation – inclusive design

Creating more biologically-friendly wired & wireless technologies & environments helps address EHS issues & will boost innovation & economic growth.

Companies that properly address ethical, environmental & sustainability issues deliver considerably better long-term financial returns on equity & returns of assets than those failing to address such matters (Juniper 2013).

High sustainability companies significantly outperform their low sustainability rivals (Eccles et al. 2011). **The same should hold true for Europe if it aims to be biosustainable.**

Tax benefits should be provided to encourage such growth.



Image by Mataev (2011)

Council of Europe's Resolution

1815 (PACE 2011).

"[take all reasonable measures] ... to reduce costs, save energy, and protect the environment and human health, ..."

Low EMF design is now an accepted best practice

WELL Building Standard®

This is a new international performance-focused system for recording, monitoring & certifying features in the built environment which impact human health & wellbeing. **It puts health & wellness at the centre of design & construction decisions.**

This standard promotes EMF-protected design & works in alignment with the Living Building Challenge, the LEED Green Building Rating System & other major global sustainable building programs (International Well Building Institute 2014).

Building Biology Exposure Guidelines

These precautionary guidelines have been developed by medical doctors & scientists. Among the factors assessed, with relevance to EHS sufferers, are AC & DC electric & magnetic fields, RF radiation, geological disturbances and air ion levels (Baubiologie Maes IBN 2008).

Wherever possible building regulations should address the accessibility issues & inclusive design requirements of those adversely affected by manmade EMFs.

Educating designers & empowering the individual

The Russian National Committee on Non-Ionizing Radiation Protection suggest that where possible electrical items which can emit raised fields be located where individuals are unlikely to spend prolonged periods of time (RNCNIRP 2007).

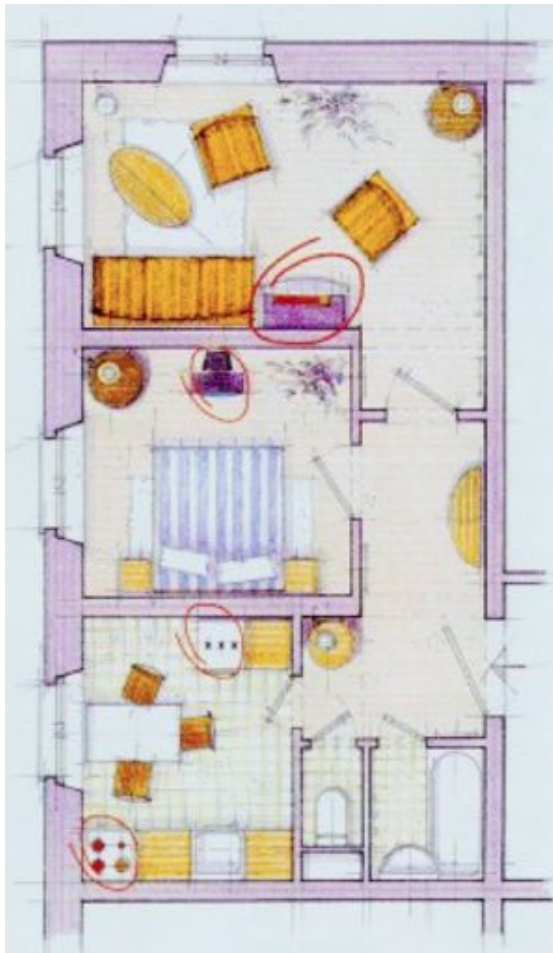


Image sources courtesy of RNCNIRP (2007)
Raised exposures



Reduced exposures

Ideally, EMF field templates should be developed for distinct items of electrical equipment to allow appropriate separation distances to be planned & their locations optimised.

Legislation should ensure all RF emissions from smart appliances can be deactivated.

Many solutions already exist, or can be created ...

It is time to drastically rethink how technologies are designed and used.

- They need to be **tested** for their potential biological effects **before** they are rolled out. **Early warning scientists should be heeded** so the best results can be achieved (Harremoës et al. 2001).
- Design professionals & the general public need to be properly **educated** about electromagnetic hygiene & how EMF risks can be minimised.
- **White zones** should be encouraged & where possible linked through with nature areas. This will help EHS & the planet.
- **Low field/no field technologies should be encouraged.**

The principles of concepts such as the Living Building and the WELL Building Standard® should be expanded upon to create healthy, towns, healthy countries & “Healthy & Prosperous Europe”.

- Ackermann, K. et al., (2012), Diurnal Rhythms in Blood Cell Populations and the Effect of Acute Sleep Deprivation in Healthy Young Men. *Sleep*, 35(7), 993-940.
- ADI (2010), World Alzheimer Report 2010: The Global Economic Impact of Dementia, Alzheimer's Disease International, <http://www.alz.co.uk/research/files/WorldAlzheimerReport2010.pdf>
- Administrative Appeals Tribunal of Australia (2013), McDonald and Comcare [2013] AATA 105 (28 February 2013), <http://www.austlii.edu.au/au/cases/cth/aat/2013/105.html>
- Agarwal, A. et al. (2009), Effects of radiofrequency electromagnetic waves (RF-EMW) from cellular phones on human ejaculated semen: an in vitro pilot study. *Fertil Steril*. 92(4) 1318-1325.
- Alleyne, R. (2012), Mobile phones can cause brain tumours, court rules. *The Telegraph*, <http://www.telegraph.co.uk/health/9619514/Mobile-phones-can-cause-brain-tumours-court-rules.html>
- Altpeter, E.S. et al. (1997), Do radiofrequency electromagnetic fields cause sleep disorders? In: Proceedings of the IAE meeting, Munster, Germany.
- Altpeter et al. (1995), Study on health effects of the shortwave transmitter station of Schwarzenburg, Berne, Switzerland. BEW Publication Series No. 55.
- Alzheimer Europe (2009), Cost of illness and burden of dementia - The base option, <http://www.alzheimer-europe.org/Research/European-Collaboration-on-Dementia/Cost-of-dementia/Cost-of-illness-and-burden-of-dementia>
- Alzheimer's Disease International (2014), Increasing Dementia Costs Burns Through 1% of Global GDP, <http://www.bloomberg.com/video/63073754-increasing-dementia-costs-burns-through-1-of-global-gdp.html>
- Alzheimer's Society (2014), Demography, http://www.alzheimers.org.uk/site/scripts/documents_info.php?documentID=412
- Avendaño, C. et al. (2010), DNA fragmentation of normal spermatozoa negatively impacts embryo quality and intracytoplasmic sperm injection outcome. *Fertility and Sterility*, 94(2), 549-557.
- Bach, C. (1967), Ions for breathing: control of the air-electrical climate for health, Pergamon Press, Oxford.
- Baubiologie Maes IBN (2008). Building Biology Evaluation Guidelines SBM-2008. Translated from German by Katharina Gustavs in June 2008, <http://www.baubiologie.de/downloads/building-biology-guidelines-english.pdf>
- BC Centre for Disease Control (2013), Radiofrequency Toolkit, <http://www.bccdc.ca/NR/rdonlyres/ECBB20E0-A717-4FE9-BAE1-B1E48334459C/0/Section13Final06062013.pdf>
- Beral, V. et al. (1982), Malignant Melanoma and Exposure to Fluorescent Lighting at Work. *The Lancet*, 320(8293), 290-293.
- BioInitiative Working Group, Cindy Sage and David O. Carpenter, Editors. BioInitiative Report: A Rationale for Biologically-based Public Exposure Standards for Electromagnetic Radiation at www.bioinitiative.org,
- BMG (2010), Gesichtspunkte zur aktuellen gesundheitlichen Bewertung des Mobilfunks Empfehlung des Obersten Sanitätsrates, Bundesministerium für Gesundheit / Ministry of Health, Vienna, Austria. www.bmg.gv.at/cms/home/attachments/1/9/2/CH1238/CMS1202111739767/osr-empfehlung_mobilfunk_stand_17.12.2010.pdf - In German.
- BNPC (2014), Bulgarian National Program Committee (BNPC) International EMF Project Report. 19th International Advisory Committee Meeting. WHO, Geneva, 4-5 June 2014, http://www.who.int/peh-emf/project/mapnatreps/BULGARIA_2014.pdf
- Bonefačić, D. & Bartolić, J. (2005), Studija značaja korištenih izvora s obzirom na razine emitiranih elektromagnetskih polja. Sveučilište u Zagrebu, http://www.t.ht.hr/odgovornost/pdf/sazetak_studije.pdf
- Borraz, O. et al. (2004), Controversy and protest around mobile phone antennas in France. In: del Pozo, C. et al. (Eds.) Risk Perception and Risk Communication in EMF: Tools, Experiences and Strategies, Proceedings of JRC/EIS-EMF Workshop, Ispra, 13th July 2004.
- Boscolo, P. et al. (2001), Effects of electromagnetic fields produced by radiotelevision broadcasting stations on the immune system of women. *The Science of the Total Environment*, 273(1-3), 1-10.
- Cao, Z. (2007), General EMF and Health Research in China (1994-2006). National activity report from China, NIEHS of China CDC, 3pp. http://www.who.int/peh-emf/project/mapnatreps/China_2007_EMF_activity_report.pdf
- Chiang, H. (2009), Rationale for Setting EMF Exposure Standards, [http://www.salzburg.gv.at/Proceedings_\(20\)_Chiang.pdf](http://www.salzburg.gv.at/Proceedings_(20)_Chiang.pdf)
- COIT (2008), Emisiones radioeléctricas: normativa, Técnicas de Medida y Protocolos de certificación, http://www.coit.es/foro/pub/ficheros/coit_emr_98700a8f.pdf
- Colten, H.R. & Altevogt, B.M. [Eds.] (2006), Sleep Disorders and Sleep Deprivation: An Unmet Public Health Problem. National Academies Press, <http://www.ncbi.nlm.nih.gov/books/NBK19958/>
- Council of Europe (2014), European Convention on Human Rights, http://www.echr.coe.int/Documents/Convention_ENG.pdf Accessed November 2014.
- Coureau, G. et al. (2014), Mobile phone use and brain tumours in the CERENAT case-control study. *Occupational & Environmental Medicine*, 71(7), 514-522.
- Cucurachi, S. et al. (2013), A review of the ecological effects of radiofrequency electromagnetic fields (RF-EMF). *Environment International*, 51, 116-140.
- DCA (2006), Guide to the Human Rights Act 1998: Third Edition, Department for Constitutional Affairs, <http://www.justice.gov.uk/guidance/docs/act-studyguide.pdf>
- Dode, A.C. (2010), Mortalidade por Neoplasias e a Telefonía Celular no Município de Belo Horizonte Minas Gerais. Doctoral Thesis. www.smarh.eng.ufmg.br/defesas/241M.PDF In Portuguese.
- Dode, A.C. & Leão, M.M.D. (2004), Poluição Ambiental e Exposição Humana a Campos Electromagnéticos: Ênfase nas Estações Radiobase de Telefonía celular. *Caderno Jurídico*, São Paulo, 6(2), 119-138, abr./jun. 2004, http://www.mreengenharia.com.br/pdf/artigo_tese.pdf#page=1 In Portuguese.
- Dolk, H. et al. (1997), Cancer incidence near radio television and transmitters in Great Britain, Part II. All high-power transmitters. *American Journal of Epidemiology*, 145, 10-17.
- DoT (2013), Department of Telecommunications Advisory Guidelines for State Governments for issue of clearance for installation of mobile towers, <http://www.dot.gov.in/sites/default/files/Advisory%20Guidelines%20For%20State%20Govts%20Effective%20from%2001-08-13.pdf>
- Eccles, R.G. et al., (2011), The Impact of Corporate Sustainability on Organizational Processes and Performance. Harvard Business School Working Paper Series 12-035, <http://ssrn.com/abstract=1964011>
- Eger, H. & Jahn, M. (2010), Spezifische Symptome und Mobilfunkstrahlung in Selbitz (Bayern) - Evidenz für eine Dosiswirkungsbeziehung, *Umwelt - Medizin - Gesellschaft*, 23 (2), pp. 130-139.
- Eger, H. & Jahn, M. (2010a), Specific Health Symptoms and Cell Phone Radiation in Selbitz (Bavaria, Germany) - Evidence of a Dose-Response Relationship, http://www.next-up.org/pdf/em_foco (2008), Torre de celular vai emitir mais que o permitido (3µW/cm2) de densidade de potência em Escola de Barão Geraldo: Os moradores dentro do raio de 200m do local não foram consultados, <http://www.baraoemfoco.com.br/barao/noticias/celular/torre-de-celular-em-barao.htm>
- ERC (2014), European Code Against Cancer. ECL Association of European Cancer Leagues, <http://www.europeancancerleagues.org/>
- European Commission (1996) LM & R v Switzerland (1996) 22 European Human Rights Reports: European Commission Decision 130.
- Evans-Lacko, S. & Knapp, M. (2014), Importance of Social and Cultural Factors for Attitudes, Disclosure and Time off Work for Depression: Findings from a Seven Country European Study on Depression in the Workplace. *PLoS ONE* 9(3): e91053. doi:10.1371/journal.pone.0091053
- FAOLEX (2014), Croatia: Regulation on the protection from electromagnetic fields. Original title: Pravilnik o zaštiti od elektromagnetskih polja. Date of text: 08 December 2003. Available at: http://faolex.fao.org/cgi-bin/faolex.exe?rec_id=122281&database=faolex&search_type=link&table=result&lang=eng&format_name=@ERALL
- FEMP/SATI (2012), Informe SATI "Límites de exposición a campos electromagnéticos de radiofrecuencia" Marzo 2012. Federación Española de Municipios y Provincias / Servicio de Asesoramiento Técnico e Información, <http://www.femp.es/files/3580-334-fichero/Informe%20SATI%20sobre%20L%20C3%ADmites%20radiofrecuencias%2003-12.pdf>
- FEMP (2009), Informe Sobre el Cambio de Orientación de la Jurisprudencia del Tribunal Supremo Respecto a Las Competencias Locales en Materia de Emisiones Radioeléctricas, a Partir de La Sentencia Del Tribunal Supremo de 17 de Novembre de 2009, <http://www.femp.es/files/3580-353-fichero/Informe SATIFEMP sobre STS 10-12-10.pdf>
- Feychting, M. et al. (2003), Occupational magnetic field exposure and neurodegenerative disease. *Epidemiology*, 14(4), 413-419.
- Fragopoulou A.F. et al. (2009), Whole body exposure with GSM 900 MHz affects spatial memory in mice. *Pathophysiology*, 17, 179-187.
- Fry, J. & Finley, W. (2005). The prevalence and costs of obesity in the EU. *Proceedings of the Nutrition Society*, 64(3), 359-362.

- Gouvernement Princier (2013): <http://en.gouv.mc/Policy-Practice/The-Environment/Monaco-a-sustainable-town/Map-of-Electromagnetic-Measurements>.
- Government of India (2013), Ensuring Safety from Radiations: Mobile Towers and Handsets. Department of Telecom, Govt. of
- Government of the Republic of Slovenia (1996), Uradni list RS [Official Gazette of the Republic of Slovenia], Number 70, <http://www.uradni-list.si/1/content?id=13017> . In Slovenian.
- Grigoriev, Y. (2014), Personal communications with author during November 2014.
- Grigoriev, Y (2008), Russian NCNIRP Guidance. New condition of EMF RF exposure and guarantees of population health. Presentation given at EMF & Health - A Global Issue: Exploring appropriate precautionary approaches, The Radiation Research Trust Conference, The Royal Society, London, United Kingdom. 8 - 9 September, 2008. Abstract available at: http://www.radiationresearch.org/conference/downloads/021235_grigoriev.pdf
- GSMA (2013), Base station planning permission in Europe 2013. GSMA Europe, http://www.gsma.com/publicpolicy/wp-content/uploads/2012/07/BSL-Report-2013-Update_121813.pdf
- GSMA (2013a), Brussels new exposure limits not a long-term solution for 4G, say carriers, <http://www.gsma.com/publicpolicy/brussels-new-exposure-limits-not-a-long-term-solution-for-4g-say-carriers>
- GSMA (2013b), Australian government ordered to compensate worker with electromagnetic hypersensitivity, <http://www.gsma.com/publicpolicy/australian-government-ordered-to-compensate-worker-with-electromagnetic-hypersensitivity>
- Hansen, J. (2001), Increased breast cancer risk among women who work predominantly at night. *Epidemiology*, 12(1), 74-77.
- Hardell, L. & Carlberg, (2013), Using the Hill viewpoints from 1965 for evaluating strengths of evidence of the risk for brain tumors associated with use of mobile and cordless phones. *Reviews on Environmental Health*, 28 (2-3), 97-106.
- Hardell, L. et al. (2012) Use of mobile phones and cordless phones is associated with increased risk for glioma and acoustic neuroma, *Pathophysiology*, <http://dx.doi.org/10.1016/j.pathophys.2012.11.001>
- Harremoës, P. et al., (2001), Late lessons from early warnings: the precautionary principle 1896–2000. Environmental issue report No 22. European Environment Agency, 211pp
- Herbert, M. & Sage, S. (2012), Findings in Autism (ASD) Consistent with Electromagnetic Fields (EMF) and Radiofrequency Radiation (RFR). Section 20 of the BioInitiative Report 2012.
- Hoffman, D. & Rowe, J. (2010), *Human Rights in the UK (Third Edition)*, Pearson, London, 466 pp.
- Hrvatski Telecom (2014), Više o antenama, dopuštenim razinama i biomedicinskim utjecajima, http://www.t.ht.hr/odgovornost/zastitaokolisa-zracenje_antene.asp
- Hutter et al. (2006), Subjective symptoms, sleeping problems, and cognitive performance in subjects living near mobile phone base stations, *Occupational and Environmental Medicine*, 63, pp. 307–313.
- ICNIRP (2002), ICNIRP Statement – General Approach to Protection Against Non-Ionizing Radiation, International Commission on Non-Ionizing Radiation Protection, 10 pp. <http://www.icnirp.de/documents/philosophy.pdf>
- ICNIRP (1998), Guidelines for Limiting Exposure to Time-Varying Electric, Magnetic, and Electromagnetic Fields (up to 300 GHz). *Health Physics*, 74(4), 494-522. <http://www.icnirp.de/documents/emfgdl.pdf>
- Ilhan, A et al. 2004. Ginkgo biloba prevents mobile phone-induced oxidative stress in rat brain. *Clinica Chimica Acta* 340, 153-162.
- International Well Building Institute (2014), WELL Building Standard® Executive Summary, <http://nowinteractive.net/delos-downloads/WBS-Executive%20Summary-Apr2014.pdf>
- ITU (2014), Final Report: ITU-D Study Group 1. Question 23/1: Strategies and Policies Concerning Human Exposure to Electromagnetic Fields 2010-2014, http://www.itu.int/dms_pub/itu-d/opb/stg/D-STG-SG01_23-2014-PDF-E.pdf
- Israel, M. (2013), The Bulgarian approach of risk perception, communication and management in the field of EMF health and safety. NCPHA, Ministry of Health, Sofia, Bulgaria. DG SANCO Workshop on Risk Communication – Electromagnetic Fields and Human Health. Presentation given in Brussels, 20 February 2013.
- Jamieson, I.A. (2014), RF/Microwave Radiation: Risk awareness (abridged version). *Biosustainable Design*, https://drive.google.com/file/d/0B1WYB3BT_ezbalhJei1nWTNNMkk/edit?usp=sharing
- Jamieson, I.A. (2013), Documentation provided by author to British Columbia Utilities Commission.
- Jamieson, I.A. et al. (2010), Building health: The need for electromagnetic hygiene? IOP Conference Series: Earth and Environmental Science, 10(1), 14pp. <http://iopscience.iop.org/1755-1315/10/1/012007>
- Johanssen, O. (2010), Aspects of Studies on the Functional Impairment Electrohypersensitivity. *Electromagnetic Phenomena and Health – a Continuing Controversy?*, IOP Conf. Series: Earth and Environmental Science 10.
- Juniper, T. (2013), What has nature ever done for us?, <http://cannovan.com/books/what-has-nature-ever-done-for-us/>
- Kendall, P. (2014), Mobile firms face lawsuits, <http://www.dailymail.co.uk/health/article-11519/Mobile-firms-face-lawsuits.html>
- Kane, R. (2004), A Possible Association Between Fetal/Neonatal Exposure to Radiofrequency Electromagnetic Radiation and the Increased Incidence of Autism Spectrum Disorder. *Medical Hypothesis*, 62(2), 195-197.
- Knapp et al. (2007), *The Economic Consequences of Autism in the UK*, Foundation for People with Learning Disabilities, ISBN 978-1-906162-05-4.
- Kumar, S. et al. (2012), Impact of Microwave at X-Band in the aetiology of male infertility. *Electromagnetic Biology and Medicine*, 31(3)), 223–232.
- Land Salzburg (2002), Nr. 525 der Beilagen zum stenographischen Protokoll des Salzburger Landtages (4. Session der 12. Gesetzgebungsperiode), http://www.salzburg.gv.at/obtree_internet/lpi-meldung?nachrid=15975
In German.
- Landtag Steiermark (2008), XV. Gesetzgebungsperiode. Beschluss Nr. 974 aus der 33. Sitzung der XV. Gesetzgebungsperiode des Landtages der Steiermark vom 11.03.2008, <http://www.landtag.steiermark.at/cms/beitrag/10913569/5076210/> - In German.
- Latin American Experts Committee on High Frequency Electromagnetic Fields and Human Health (2010), Scientific Review: Non-Ionizing Electromagnetic Radiation in the Radiofrequency Spectrum and its Effects on Human Health. The Edumed Institute for Education in Medicine and Health Independent Research Group on the Impacts of Mobile Technologies on Health, <http://www.wireless-health.org.br/downloads/LatinAmericanScienceReviewReport.pdf>
- Leibovich, A. (2013), Israeli cell phone company to compensate customer who contracted cancer. EMFacts Consultancy, <http://www.emfacts.com/2013/03/israeli-cell-phone-company-to-compensate-customer-who-contracted-cancer/>
- Leefmilieu Brussel (2014), Vergelijking van de normen, <http://www.leefmilieubrusssel.be/Templates/Particuliers/informer.aspx?id=12229&langtype=2067> In Dutch.
- Li, D.-K. et al. (2002), A population-based prospective cohort study of personal exposure to magnetic fields during pregnancy and the risk of miscarriage. *Epidemiology*, 13(1), 9-20.
- Liechtensteinisches Landesgesetzblatt (2008 – updated 2012), Umweltschutzgesetz (USG) vom 29. Mai 2008, Liechtensteinisches Landesgesetzblatt Jahrgang 2008 Nr. 199 ausgegeben am 28. Juli 2008, <http://next-up.org/pdf/LichtensteinNr199jahrgand2008.pdf>
- Lloyds of London (2010), Electro-Magnetic Fields From Mobile Phones: Recent Developments. <http://www.lloyds.com/~media/Lloyds/Reports/Emerging%20Risk%20Reports/EMF%20Final%20November%202010.pdf>
- Luego-Fernandez, R. et al. (2013), Economic burden of cancer across the European Union: a population-based cost analysis. *The Lancet Oncology*, 14(12), 1165-1174.
- Mataev, D. (2011), Europe orthographic Caucasus Urals boundary http://en.wikipedia.org/wiki/Europe#mediaviewer/File:Europe_orthographic_Caucasus_Urals_boundary.svg
- McCarthy, D.E. et al. (2011), Electromagnetic Hypersensitivity: Evidence for a Novel Neurological Syndrome. *International Journal of Neuroscience*, 121(12), 670-676..

- Microwave News (2012), Italian Supreme Court Affirms Tumor Risk from Long-Term Use of a Cell Phone, <http://microwavenews.com/news-center/italian-supreme-court-affirms-tumor-risk>
- Ministry of Health of Ukraine (2007), Order N 239 of 01.08.96 registered with the Ministry of Justice of Ukraine. Version of 30.10.2007, <http://zakon4.rada.gov.ua/laws/show/z0488-96/page> In Ukrainian.
- Moon, I.S. et al. (2014), Association between vestibular schwannomas and mobile phone use. *Tumour Biology*, 35(1), 581-587.
- NIBS (2005), IEQ Indoor Environmental Quality: NIBS IEQ Final Report 7/14/05, The National Institute of Building Sciences, http://web.archive.org/web/20060714175343/ieq.nibs.org/ieq_project.pdf
- Nittby, H. et al. (2008), Cognitive impairment in rats after long-term exposure to GSM-900 mobile phone radiation. *Bioelectromagnetics*, 29(3), pp. 219-232.
- Novoselova, E.G. et al. (1999), Microwaves and cellular immunity. II. Immunostimulating effects of microwaves and naturally occurring antioxidant nutrients. *Bioelectrochemistry Bioenergetics*, 49(1), 37-41.
- Oberfeld, G. (2012), Section 22. Precaution in Action – Global Public Health Advice Following Biolinitiative 2007, 50pp. http://www.biolinitiative.org/report/wp-content/uploads/pdfs/sec22_2012_Precaution_in_Action_Global_advice.pdf
- Oberfeld, G. et al. (2004), The Microwave Syndrome – Further Aspects of a Spanish Study. EBEA Congress, Kos, Greece, 2004.
- Odaci E. et al. (2008), Effects of exposure to a 900 MHz electromagnetic field on the dentate gyrus: a stereological and histopathological study. *Brain Research*, 1238, 224-229.
- Otitoloju, A.A., et al. (2010), Preliminary study on the induction of sperm head abnormalities in mice, *Mus musculus*, exposed to radiofrequency radiations from global system for mobile communication base stations. *Bulletin of Environmental Contamination and Toxicology*, 84(1), 51-54.
- PACE (2011), Resolution 1815 (2011): The potential dangers of electromagnetic fields and their effect on the environment. Parliamentary Assembly Assemblée parlementaire, Resolution 1815, Council of Europe / Conseil de L'Europe, <http://assembly.coe.int/mainf.asp?link=/documents/adoptedtext/ta11/eres1815.htm>
- Peyman, A. et al. (2009), Evaluation of Exposure of School Children to Electromagnetic Fields from Wireless Computer Networks (Wi-Fi): Phase 1 Laboratory Measurements, HPA.
- Pilette, J. (2008), Antennes de Telephonie Mobile, Technologies sans fil et Sante, http://www.next-up.org/pdf/Dr_Jean_Pilette_ANTENNES_DE_TELEPHONIE_MOBILE_TECHNOLOGIES_SANS_FIL_ET_SANTE_version112008.pdf
- Powerwatch (2013), 14/02/2013 - WiFi in schools - a danger for pupils and teachers?, <http://www.powerwatch.org.uk/news/20130214-norwich-wifi.asp>
- Prefeitura Municipal de Porto Alegre (2002), LEI N° 8.896, de 26 de abril de 2002, <http://www2.portoalegre.rs.gov.br/cgi-bin/nph-brs?s1=000024833.DOCN.&l=20&u=/netahtml/sirel/simples.html&p=1&r=1&f=G&d=atos&SECT1=TEXT>
- Presidencia de la Junta (2001), Law 8/2001 of 28.06.2001 for the Ordination of Facilities Radio Communication in Castilla-La Mancha. D.C.C.M. 78, 8397-8404, http://www.uclm.es/profesorado/alnajera/CEP-CEP-CER/docs/Ley8-2001_CLMb.pdf
- President of the Council of Ministers (2013), Italian Regulation: Decree of the President of the Council of Ministers 8 July 2003. [Unofficial Translation by Paolo Vecchia], http://www.who.int/docstore/peh-emf/EMFStandards/who-0102/Europe/Italy_files/table_datoteke/Italy_DPCM_RF_eng.pdf
- Principaute de Monaco (2010), Ordonnance n. 3.020 du 26/11/2010 relative à la limitation de l'exposition du public aux champs électromagnétiques. *Journal de Monaco* du 3 décembre 2010, <http://www.legimonaco.mc/305/legismclois.nsf/db3b0488a44ebcf9c12574c7002a8e84/fffb7804571551bec125787a00321efd!OpenDocument>
- Rahmani, A. et al. (2011), Report of possible impacts of communication towers on wildlife including birds and bees. Expert Committee to Study the possible Impacts of Communication Towers on Wildlife including Birds and Bees, Ministry of Environment and Forest, Government of India. 88pp.
- Raz, H. & ZivIsraeli, A. (2013), Cell phone company to compensate customer who contracted cancer. *Haaretz*, <http://www.haaretz.com/business/israeli-cell-phone-company-to-compensate-customer-who-contracted-cancer.premium-1.506877>
- Rea, W.J. et al. (1991), Electromagnetic Field Sensitivity, *Journal of Bioelectricity*, 10(1&2), 241-256.
- RNCNIRP (2007), Russian National Committee on Non-Ionizing Radiation Protection, <http://www.pole.com.ru/%2fnorm;htm#ninduct>
- Ryle, S. (1999), Insurers balk at risks of phones, *The Guardian*, 11 April 1999, <http://www.guardian.co.uk/uk/1999/apr/11/sarahryle.theobserver>
- Safeschool (2010), Dane Snowden of the CTIA does not say cell phones are safe. <http://www.youtube.com/safeschool#p/u/5/s5yGTzq06zQ>
- SanPiN (2003), Hygienic requirements for siting and exploitation of land mobile telecommunication systems, SanPiN 2.1.8/2.2.4.1190-03 (2003), Ministry of Health of Russian Federation / Russian Ministry of Health Protection, SanPiN (Sanitary and Epidemiological Norms). (Standard for siting and using 27-2400 MHz land mobile phone systems in the Russian Federation).
- Schiavi, C.S. (2014), Main Topic: Innovation and Sustainability. Social Participation in Public Environmental Management. 3rd International Forum Ecoinnovar, Santa Maria, 3-4 September 2014, <http://ecoinovar.com.br/cd2014/arquivos/artigos/ECO449.pdf> In Portuguese.
- Simonenko, V.B. et al. (1998), Influence of electromagnetic radiation in the radio-frequency range on the health condition of an organized collective. *Voenno-meditsinskiy zhurnal CCCIX*(5), 64-68.
- Stam, R. (2011), Comparison of international policies on electromagnetic fields (power frequency and radiofrequency fields). National Institute for Public Health and the Environment, The Netherlands, http://ec.europa.eu/health/electromagnetic_fields/docs/emf_comparison_policies_en.pdf
- Swiss Re (2013), Swiss Re SONAR Emerging risk insights' report, http://media.swissre.com/documents/SONAR_+Emerging_risk_insights_from_Swiss_Re.pdf
- Swiss Telecom (2003), Reduction of Electrosmog in Wireless Local Networks. European Patent EP1597925A1, <http://www.freepatentsonline.com/EP1597925.pdf>
- Taheri et al. (2004), Short Sleep Duration Is Associated with Reduced Leptin, Elevated Ghrelin, and Increased Body Mass Index, *PLoS Medicine*, 1(3), pp. 210-217.
- The World Bank (2014), Population, total, <http://data.worldbank.org/indicator/SP.POP.TOTL>
- Tynes, T. et al. (2003), Residential and occupational exposure to 50 Hz magnetic fields and malignant melanoma: a population based study. *Occupational & Environmental Medicine*, 60(5), 343-347.
- United Nations (1989), Convention on the Rights of the Child, <http://www.un.org/documents/ga/res/44/a44r025.htm>
- Vanderlinden, L. & Macfarlane, R. (2007), Toronto Public Health, Update and Review of Research on Radiofrequencies: Implications for a Prudent Avoidance Policy in Toronto. Toronto. November 2007, http://www1.toronto.ca/city_of_toronto/toronto_public_health/healthy_public_policy/hpfe/files/pdf/technical_report.pdf
- Vecchia, P. (2008), Comments given during presentation at the RRT conference, 'EMF & Health – A Global Issue ... Exploring appropriate precautionary approaches', The Royal Society, London, 8-9 September 2008.
- Vickers, T. (2002), http://en.wikipedia.org/wiki/Autism#mediaviewer/File:Autism-stacking-cans_2nd_edit.jpg
- WEEP News (2011), Hypersensitivity to the waves produced by mobile phones becomes a new cause of permanent disability, <http://weepnews.blogspot.co.uk/2011/09/news.html>
- WHO (2014), Obesity, <http://www.euro.who.int/en/health-topics/noncommunicable-diseases/obesity>
- WHO (2012), Depression. Fact sheet N°369, <http://www.who.int/mediacentre/factsheets/fs369/en/>
- WHO (2005), Electromagnetic fields and public health: Electromagnetic hypersensitivity, <http://www.who.int/peh-emf/publications/facts/fs296/en/>
- WHO/IARC (2011), IARC classifies radiofrequency electromagnetic fields as possibly carcinogenic to humans, Press Release No. 208. IARC Monographs on the Evaluation of Carcinogenic Risks to Humans, Volume 80 Non-Ionizing Radiation, Part 1: Static and Extremely Low-Frequency (ELF) Electric and Magnetic Fields, Summary of Data Reported and Evaluation, World Health Organization, International Agency for Research on Cancer, 8pp.
- Wilkie, C. & Baker, D. (2007), Accommodation for Environmental Sensitivities: Legal Perspective. Canadian Human Rights Commission, http://www.chrc-ccpd.ca/sites/default/files/legal_sensitivity_en_1.pdf

Insurance Industry perspectives on EMFs

Swiss Re (2013) comments that electromagnetic pollution may cause:

*“potentially high financial, reputational and/or regulatory impact or significant stakeholder concern. ... **Over the last decade, the spread of wireless devices has accelerated enormously. ... This development has increased exposure ... the health impacts of which remain unknown...** The WHO has classified extremely low-frequency magnetic fields and radiofrequency electromagnetic fields... as potentially carcinogenic ... **If a direct link ... were established, it would open doors for new claims and could ultimately lead to large losses under product liability covers.**”*

Unforeseen consequences of electromagnetic fields (Swiss Re 2013)

Overall potential impact: High

Time Frame: >10 Years.

Lloyd's of London (2010) state: *“The danger with EMF is that, like asbestos, the exposure insurers face is underestimated and could grow exponentially and be with us for many years.”* **Lloyd's refuses to cover claims linked with RF radiation**

(Ryle 1999).

Legal actions & rulings related to EMF exposure

2011: The Labour Court in Madrid declared hypersensitivity, caused in part by RF exposure, can cause permanent disability. Its ruling set a precedent for future conditions related to EHS. [The verdict awarded the college professor, who has been permanently incapacitated, a permanent disability pension at 100% of base salary rate (WEPP News 2011)].

2012: The Italian Supreme Court affirmed a casual link between a businessman's heavy mobile phone use & his brain tumour (Alleyne 2012, Microwave News 2012).

2013: The Australian government ordered to pay claims for damaging the health of an employee with EMF sensitivity (Administrative Appeals Tribunal of Australia 2013, GSMA 2013).

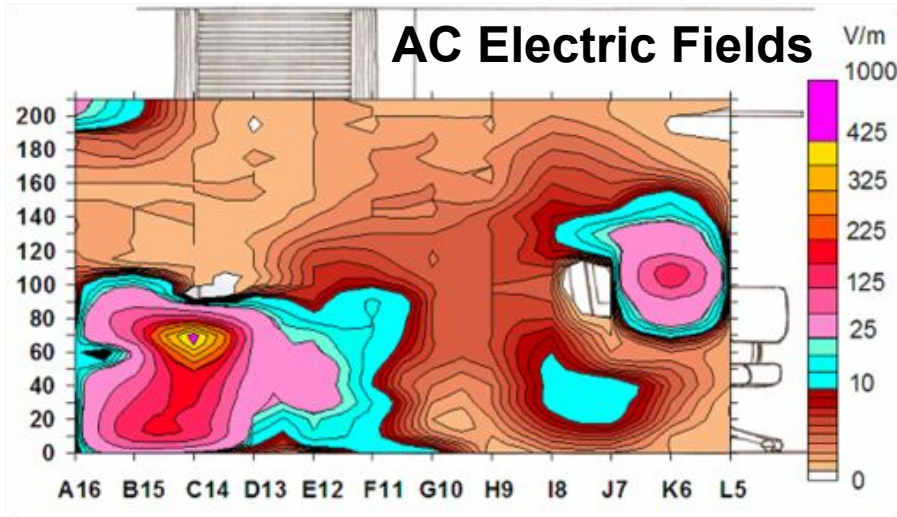
2013: An Israeli cell phone company compensates a customer who contracted cancer (Leibovich 2013, Raz & ZivIsraeli 2013).

Such cases seem likely to increase unless proper proactive measures are applied. **Biologically friendly** EMF exposures should be sought as a matter of best practice.

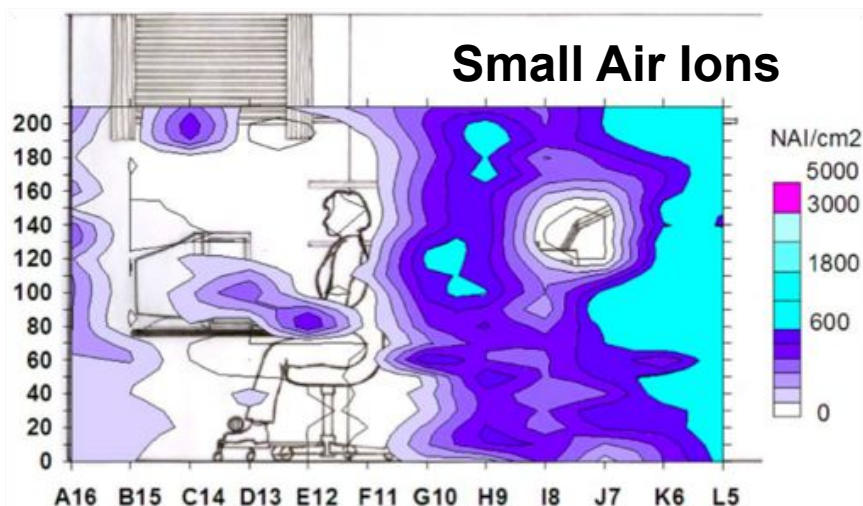
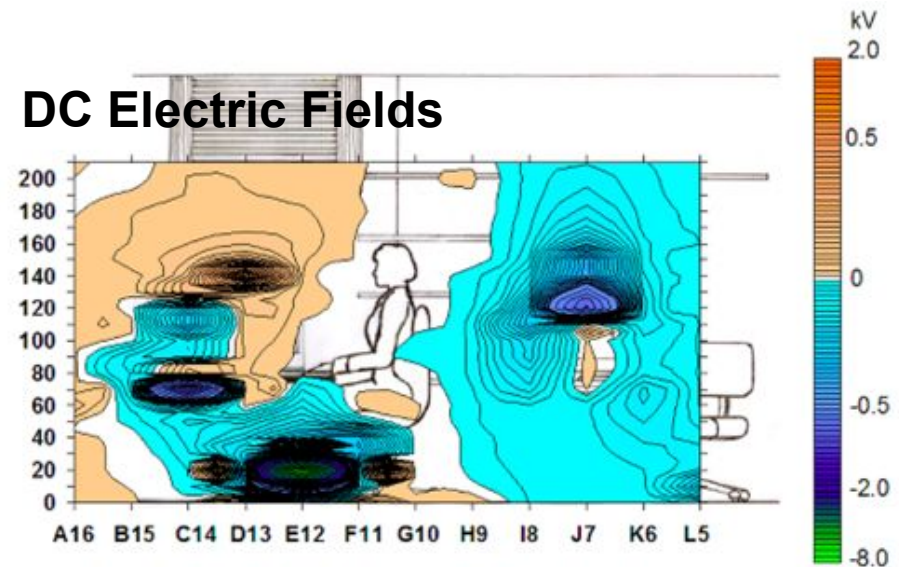
2014: Major mobile phone companies & their parent companies saw £5.5 billion (€6.95 billion) wiped off their share values as a result of proposed US legal action related to mobile phone use & brain tumours (Kendall 2014).

Respiratory problems & infections

Raised AC &/or DC electric fields can increase contaminant & pathogen deposition onto the body & nearby surfaces. They can also increase their presence within personal breathing zones (Jamieson et al. 2010).



Jamieson et al (2007)



At 0 kV DC facial deposition of $>0.07 \mu\text{m}$ particles ≈ 100 particles/mm²/hr

At $\pm 5-6$ kV DC facial deposition $\approx 1,000$ particles/mm²/hr (Wedberg 1991, 1987, 1986).

Grounding equipment, optimising humidity, specifying the correct materials & air ion levels helps correct this (Jamieson et al. 2010).

Autism Spectrum Disorder

Lifetime costs for someone with high-functioning autism is £3.1 million (€3.96 million).

For low-functioning autism it is £4.6 million (€5.87 million) (Knapp et al. 2007).

The number of individuals diagnosed with autism is steadily increasing.

Electromagnetic pollution may be a risk factor for ASD (Kane 2004).

Refer to the review by Herbert & Sage (2012) in the BioInitiative Report 2012 for further details on potential mechanisms.

It appears prudent to determine if raised EMF exposures do increase autism risk, and if so how new generations of 'bio-friendly' technology can mitigate, or even reverse, such risk.

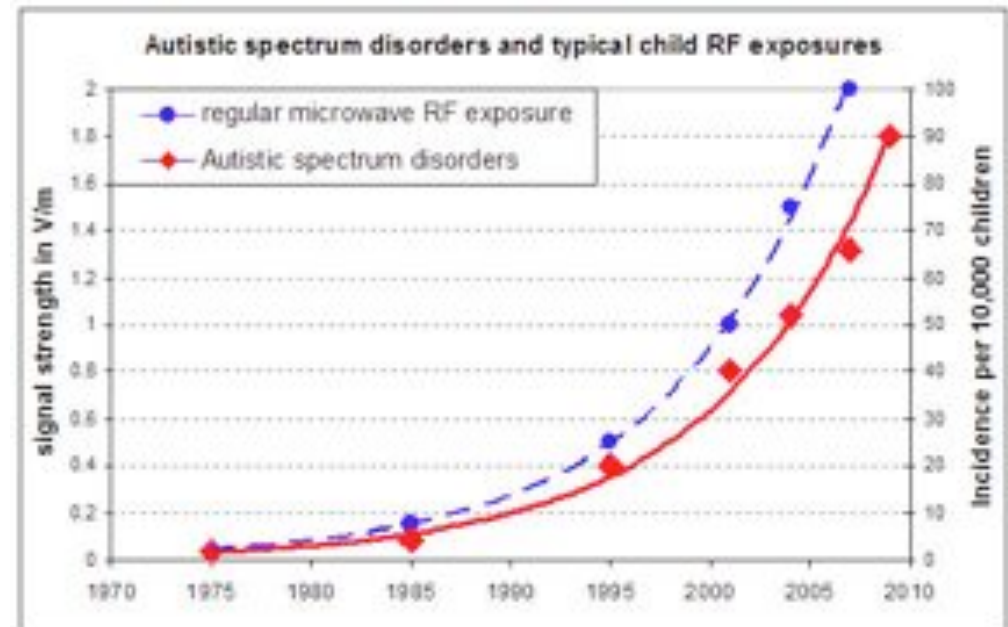


Image: Powerwatch (2013)

“The fast rise in diagnosed autistic spectrum disorders over the last 20 years closely matches the rise in children's RF exposure” Alasdair Philips (Powerwatch 2013).

Infertility

There is need to urgently address possible effects of EMF exposures on fertility.

Animals: Irreversible infertility noted in mice after 3 generations at exposures of $1.053 \mu\text{W}/\text{cm}^2$. Lower exposures of $0.168 \mu\text{W}/\text{cm}^2$ linked with total infertility in after 5 generations (Magras & Zenos 1997).

Humans: Wi-Fi connected laptop computers shown to cause significant decreases in sperm motility & increases sperm DNA fragmentation - DNA fragmentation linked to reduced fertilisation & embryo quality, miscarriage & increased illness in offspring, including childhood cancer (Avendaño et al. 2010, Aitken & De Iuliis 2007).

The radiation from laptop computer using Wi-Fi is 3 times greater than without Wi-Fi & 7-15 times greater than conditions without computer. (Avendaño et al. 2012).

Laptop computers connected to internet by Wi-Fi shown to damage sperm through non-thermal effects at levels well below those permitted by ICNIRP.



Image courtesy of Arvind Balaraman at FreeDigitalPhotos.net

Wi-Fi laptops $2.2 \mu\text{W}/\text{cm}^2$ at 0.5m & $0.4 \mu\text{W}/\text{cm}^2$ at 1m (Peyman et al. 2011).

Cancer

In 2009 cancer cost the EU €126 billion (Luengo-Fernandez et al. 2013).

RF radiation: After 5 years, risk of malignant tumours in individuals exposed to raised exposures (from base stations) 3 times higher than those with lower exposures (Eger et al. 2004).

Cancer rates for females living adjacent base stations 4.15 times greater than those at lower exposures ($p < 0.0001$) (Wolf & Wolf 2004).

RF exposure - at levels that can be experienced everyday - can cause DNA damage, which can be a precursor of cancer
(De Iuliis et al. 2009, Adlkofer 2004).

Childhood Leukaemia: Association noted between increased incidences of this & mortality at exposures of $8 \mu\text{W}/\text{cm}^2$ (Hocking et al. 1996).

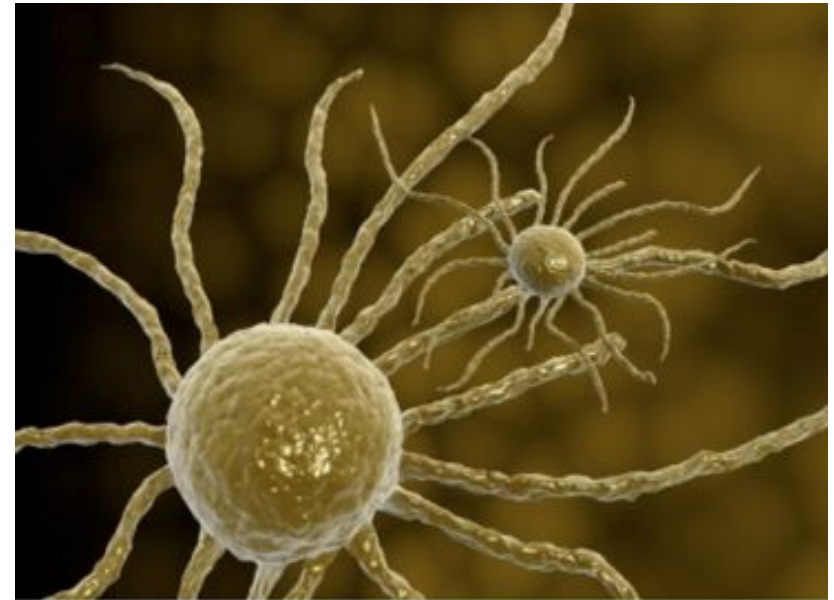


Image: jscreationzs, http://www.freedigitalphotos.net/images/view_photog.php?photogid=1152

Should “*Limit your exposure to EMFs ...*” be incorporated into the European Code Against Cancer (ERC 2014)’s ‘12 ways to reduce your cancer risk’?

- Foods high in sugar or fat & sugary drinks already are.

Alzheimer's & other dementias

The rise in Alzheimer's disease & other dementias may be the "*Most Significant Health Crisis of the 21st Century*," (ADI 2010).

There are in over 6 million people in Europe with dementia (Alzheimer's Society 2014).

It is one of the World's most costly illnesses. In 2008, the cost of dementias in Europe (including Turkey) was €177.2 billion (Alzheimer Europe 2009).

The number of people with dementia is predicted to double by 2030 & more than triple by 2050 (ADI 2010).

Exposure to extremely low frequency (ELF) &/or RF radiation is associated with increased risk of dementias (BioInitiative Working Group 2012).

Improved electromagnetic hygiene would reduce risk.



Image: Maxintosh, http://farm3.static.flickr.com/2089/2342528894_797f7c3da5.jpg

There appears to be a dose-response link between environmental exposures to EMFs & dementias (Davanipour & Sobel 2009, Huss et al. 2009).